

Understanding Your HCL JIGSAW 7.0 Dashboard

To complete your Round 1, you must submit 03 projects out of the 04

Each project will have 03 worksheets

- A) First worksheet is to be submitted individually
- B) Second and Third worksheets are to be done as a team

Twinning Owl

Authorized National School Service Partner

M : 9818322204 / 7428200332

E : hcljigsaw@twinningowl.com

Logout after you finish your work

My Profile
Check Your Profile.

Team
It shows the 04 Team members

Team Chat
Interact with your team members.
Interact with your project mentor.
Your chat is saved and monitored

Timeline
Very important section.
It has your learning videos
All your project information and
submission is in this section.

Calendar
Here you will know the submission dates

Twinning Owl
Authorized National School Service Partner
M : 9818322204 / 7428200332
E : hcljigsaw@twinningowl.com

Your Learning Videos

This will help you understand the concept
and to complete your Round 1 successfully

Twinning Owl

Authorized National School Service Partner

M : 9818322204 / 7428200332

E : hcljigsaw@twinningowl.com

Level 1
Your learning video 1. Watch this video to know about design thinking

Level 2
Your learning video 2. Watch this to know about Project Based Learning

Level 3
Your 04 Project Topic Learning Videos.
Watch these videos to know about the topics. It will help you select your 03 topics.

There is a small quiz also to help you understand the concept.

The screenshot shows the 'Students Dashboard' for 'HCL JIGSAW'. At the top, it displays the user's name 'Neeraj L User' and a progress indicator for 'Jigsaw 7.0' at 0% (0/4). The main content area features a learning path with four levels, each represented by a puzzle piece icon and a video player:

- Level 1:** Learning Content 1 - Design Thinking. Description: 'This section will help you understand the concept of design thinking and it's...'. Status: 'NOT_STARTED'.
- Level 2:** Learning Content 1 - Applying Design Thinking. Description: 'This section provides guided learning material to help you understand the upcoming...'. Status: 'NOT_STARTED'.
- Level 3:** Understanding your Themes. Description: 'Learn from experts about the different themes you will be working on. After...'. Status: 'NOT_STARTED'.
- Level 4:** Choose Your Challenge. Description: 'Select the first challenge that you want to start working'. Status: 'STARTED'.

Navigation options on the left include 'My Profile', 'Team', 'Team chat', 'Timeline', and 'Calendar'. A 'Click Puzzle for Video' button is located below the Level 2 icon. A 'TAP TO EXPAND' button is located below the Level 3 icon. A chat icon is visible in the bottom right corner.

Twinning Owl
Authorized National School Service Partner
M : 9818322204 / 7428200332
E : hcljigsaw@twinningowl.com

How To Complete Your Project Submission

Step by step guide to help you navigate the dashboard

And will help you complete your 03 projects of Round 1

- **Important**

This is the most important section, to complete your Round 1
Top 10%ile teams, per grade, per zone will qualify for Round 2

Twinning Owl

Authorized National School Service Partner

M : 9818322204 / 7428200332

E : hcljigsaw@twinningowl.com

Round 1 is a Team activity

You are a team of 04 students, from same grade, same school.

Discuss as a team, and prepare your Date calendar

This will help you complete your Round 1 activities

Completion Calendar For Team

Project	Activities	Completion Date
Project 1	Select Project	
	Select Role	
	Individual Worksheet	
	Team Worksheet 1	
	Team Worksheet 2	
Project 2	Select Project	
	Select Role	
	Individual Worksheet	
	Team Worksheet 1	
	Team Worksheet 2	
Project 3	Select Project	
	Select Role	
	Individual Worksheet	
	Team Worksheet 1	
	Team Worksheet 2	

Level 4 – Choose Your Challenge

This is a team activity.

To complete Round 1, you have to complete 03 interesting projects, out of given 04.

Each project has a role to select

Each project has 03 worksheets to submit

After you submit Challenge 1, other Challenge 2 can be selected

Click Challenge 1

To begin, click Challenge 1

Level 4 – Choose Your Challenge

You see 04 topics here

Any one team member can select
Any one Project theme

Note : One team member will
select and other 03 will login to
their dashboard and approve

The screenshot shows the 'Students Dashboard' for 'HCL JIGSAW'. The user is 'Neeraj M User'. The main heading is 'Jigsaw 7.0' with a progress indicator at 0% (0/4). Below this, there's a 'Choose Your Challenge' section with a 'Not Started' status. The instructions state: 'Select a Challenge to start working on your challenge. Once you select, Your team members must approve it before you start working on the challenge.' A note mentions: 'Note: You will be completing 3 out of the 4 challenges in this round of HCL Jigsaw.' Under 'DETAILS', there are two sections: 'Theme Selection' (Choose any one Challenge for your submission. Once you complete this challenge, you will be able to choose the next one.) and 'Flexible Selection' (The selected theme can be changed or modified by the team member who selected it until it is approved by all team members.). On the right, four challenge options are listed, each with a checkbox and 'Available' status: 'Climate action and sustainable energy', 'Medical Innovation & Smart Healthcare', 'AI Revolution & Digital Futures', and 'Robotics, Automation and Smart Manufacturing'. A sidebar on the left contains navigation options: My Profile, Team, Team chat, Timeline (selected), and Calendar.

Twinning Owl
Authorized National School Service Partner
M : 9818322204 / 7428200332
E : hcljigsaw@twinningowl.com

After you have selected ,
Request your other 03 team
members to login to their student
dashboard and approve

The screenshot shows the 'Students Dashboard' for HCL Jigsaw 7.0. The user is Neeraj O. The dashboard features a sidebar with navigation options: My Profile, Team, Team chat, Timeline (selected), and Calendar. The main content area is titled 'Choose Your Challenge' and includes an 'In Progress' indicator. It provides instructions on selecting a challenge and notes that 3 out of 4 challenges must be completed. A yellow warning box states 'Awaiting Team Approval' for the selected theme. Below, under 'DETAILS', is the 'Theme Selection' section. The selected theme is 'Climate action and sustainable energy', with radio buttons for team members Neeraj M (selected), Neeraj N, Neeraj O, and Neeraj P. Other available themes include 'Medical Innovation & Smart Healthcare', 'AI Revolution & Digital Futures', and 'Robotics, Automation and Smart Manufacturing'. A progress indicator shows 0% completion (0/4). A chat icon is visible in the bottom right corner.

Twinning Owl
Authorized National School Service Partner
M : 9818322204 / 7428200332
E : hcljigsaw@twinningowl.com

This is how your other team member will see in their Timeline

They can approve the theme

All 03 members have to login to their portals individually and approve

HCL JIGSAW

Students Dashboard

- My Profile
- Team
- Team chat
- Timeline
- Calendar

Jigsaw 7.0

Get ready for HCL Jigsaw Edition 7.0 — a national-level challenge designed for curious minds from Grades 6 to 9. It's all about learning to think sharper, collaborate better, and solve real-world problems with confidence.

0% Progress 0 / 4

< Back Choose Your Challenge

Choose Your Challenge In Progress

Select a Challenge to start working on your challenge. Once you select, Your team members must approve it before you start working on the challenge.

Note: You will be completing 3 out of the 4 challenges in this round of HCL Jigsaw.

Awaiting Team Approval
All team members need to approve the selected theme before proceeding.

DETAILS

Theme Selection
Choose any one Challenge for your submission. Once you complete this challenge, you will be able to choose the next one.

- Climate action and sustainable energy. Selected 1/4
- Neeraj M
- Neeraj N
- Neeraj O
- Neeraj P

Selected by Neeraj M

Approve This Theme

- Medical Innovation & Smart Healthcare Available
- AI Revolution & Digital Futures Available
- Robotics, Automation and Smart Manufacturing Available

Twinning Owl
Authorized National School Service Partner
M : 9818322204 / 7428200332
E : hcljigsaw@twinningowl.com

After 04 members have approved the Challenge 1 theme

Option of Choose your role will open

The screenshot shows the 'Students Dashboard' for 'HCL JIGSAW'. At the top right, the user is identified as 'Neeraj N User'. The main header features 'Jigsaw 7.0' with a progress indicator at 0% (0/4). Below this, a central box prompts the user to 'Choose Your Challenge' with the instruction 'Select the first challenge that you want to start working'. A large blue play button icon is overlaid on this box. To the right, two columns of 'SUB-LEVELS' are visible: 'Challenge 1' (1/4) and 'Challenge 2' (0/4). Under 'Challenge 1', the 'Choose your Role' option is selected and highlighted in blue, while 'Choose Your Challenge', 'Individual Worksheet', and 'Team Worksheet' are greyed out. Under 'Challenge 2', all options are greyed out. A dashed line connects the 'Choose your Role' button in Challenge 1 to the 'Choose your Role' button in Challenge 2. A sidebar on the left contains navigation options: My Profile, Team, Team chat, Timeline (highlighted), and Calendar. At the bottom, a 'Level 4 STARTED' notification is visible with a 'TAP TO COLLAPSE' option.

Twinning Owl
Authorized National School Service Partner
M : 9818322204 / 7428200332
E : hcljigsaw@twinningowl.com

There are 04 roles.

Each member will choose one

Students Dashboard

- My Profile
- Team
- Team chat
- Timeline
- Calendar

Jigsaw 7.0

Get ready for HCL Jigsaw Edition 7.0 — a national-level challenge designed for curious minds from Grades 6 to 9. It's all about learning to think sharper, collaborate better, and solve real-world problems with confidence.

0% Progress 0 / 4

< Back Choose your Role

Choose your Role

In Progress

Select the role that you want to paly in this challenge. Each team member will work on an individual worksheet 1 based on the selected role. Worksheets 2 & 3 will be done as a team.

Note: For each of the 3 challenges, you will be choosing a different role

UNDERSTANDING YOUR ROLES

ROLE-1:RESEARCH & DATA ANALYST

What You'll Do:Village investigator and data collector. Research real village within 50km of city. Survey 5+ households documenting exact appliances, wattage, usage hours during power cuts. Calculate average household load and village total load (50 households + community loads). Research regional solar irradiation data, peak sun hours, seasonal variation. Study existing microgrid case studies for successes and failures. Investigate

VILLAGE MICROGRID

AVAILABLE ROLES

- RESEARCH & DATA ANALYST Available
- TECHNICAL / INNOVATION DESIGNER Available
- TEAM COORDINATOR Available
- CREATIVE & COMMUNICATION STRATEGIST Available

Twinning Owl
Authorized National School Service Partner
M : 9818322204 / 7428200332
E : hcljigsaw@twinningowl.com

After all 04 members have approved the Challenge 1 theme and have selected their role, your worksheets will open

First worksheet is Individual Worksheet

Each Member must complete this Individually

Twinning Owl
Authorized National School Service Partner
M : 9818322204 / 7428200332
E : hcljigsaw@twinningowl.com

For completing Individual submission, you can download the ppt template



The screenshot displays the 'Students Dashboard' for HCL JIGSAW. On the left is a navigation menu with options: My Profile, Team, Team chat, Timeline (highlighted), and Calendar. The main content area is titled 'Individual Worksheet' and shows a progress indicator of 0% (0/4) for 'Jigsaw 7.0'. Below this, there are tabs for 'Worksheet' and 'Submission History'. The 'Worksheet' tab is active, showing a 'Download worksheet template' button and a 'Choose File' button. A section titled 'HOW TO MAKE SUBMISSION' lists four steps: Step 1 (Download the Worksheet template), Step 2 (Read and understand the questions), Step 3 (Answer the Questions and save the file), and Step 4 (partially visible). The user's name 'Neeraj M User' is visible in the top right corner.

Twinning Owl
Authorized National School Service Partner
M : 9818322204 / 7428200332
E : hcljigsaw@twinningowl.com

Complete your individual worksheet and upload the worksheet as a pdf or ppt.

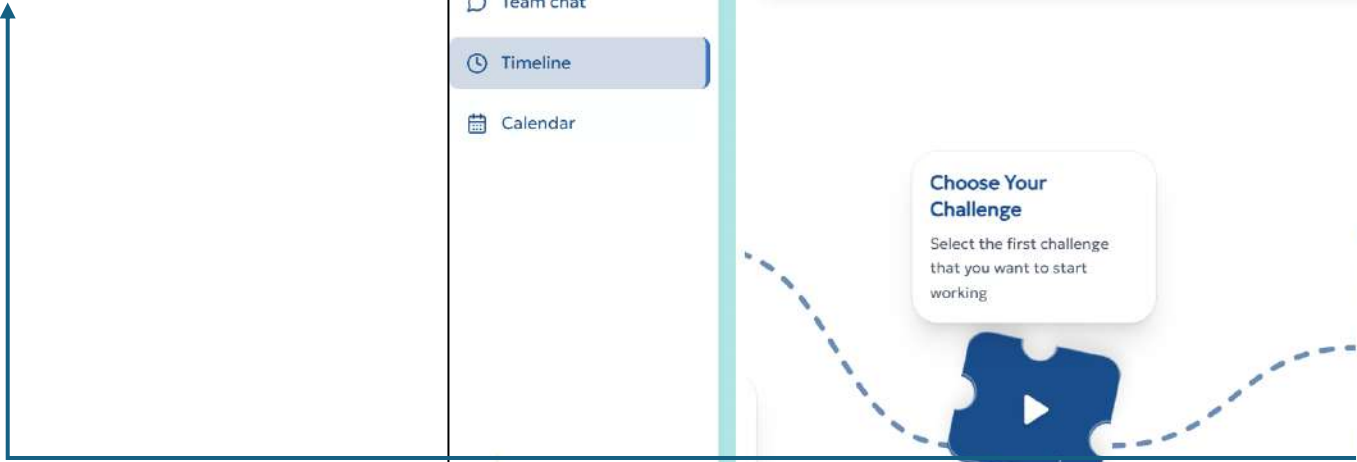
Note that, once submitted, it cannot be modified or changed

Note : All 04 members have to complete worksheet1 and submit individually



Twinning Owl
Authorized National School Service Partner
M : 9818322204 / 7428200332
E : hcljigsaw@twinningowl.com

After you have completed your individual worksheet submission, you will see in Timeline, the other 02 Team Worksheet



HCL JIGSAW

Students Dashboard

- My Profile
- Team
- Team chat
- Timeline**
- Calendar

Jigsaw 7.0

Get ready for HCL Jigsaw Edition 7.0 — a national-level challenge designed for curious minds from Grades 6 to 9. It's all about learning to think sharper, collaborate better, and solve real-world problems with confidence.

0% Progress 0 / 4

Choose Your Challenge

Select the first challenge that you want to start working

Level 4 STARTED
TAP TO COLLAPSE

Challenge 1 3/4

- ✓ Choose Your Challenge
- ✓ Choose your Role
- ✓ Individual Worksheet
- ▶ Team Worksheet

Challenge 2 0/4

- 🔒 Choose Your Challenge
- 🔒 Choose your Role
- 🔒 Individual Worksheet
- 🔒 Team Worksheet

Twinning Owl
Authorized National School Service Partner
M : 9818322204 / 7428200332
E : hcljigsaw@twinningowl.com

Download the Group Worksheet 1 template.

Discuss as a team

Prepare a single ppt , as a team as per instructions for Group Worksheet 1

Once completed, download the Group Worksheet 2 template and prepare the second ppt.

Note : This is a team activity. All 04 members have to make ONLY one common ppt or pdf for each worksheet.

HCL JIGSAW

Students Dashboard

- My Profile
- Team
- Team chat
- Timeline
- Calendar

Jigsaw 7.0

Get ready for HCL Jigsaw Edition 7.0 — a national-level challenge designed for curious minds from Grades 6 to 9. It's all about learning to think sharper, collaborate better, and solve real-world problems with confidence.

0% Progress 0 / 4

< Back Team Worksheet

Team Worksheet Not Started

This worksheet is designed to capture the team's contributions. Any one of the team member can make this submission. Other Team Members need to approve. If the other team member wants to change the file, they can upload a new file and the same has to be approved by all the members of the team.

HOW TO MAKE SUBMISSION

Step 1
Download the Group Worksheet template using the 'Download Worksheet Template' Button

Step 2
Read and understand the questions in the worksheet template

Worksheet Submission History

Group Worksheet 1 - Ideate (PPT Only - Max 10 MB) *
Max size: 10MB
Choose File
Download worksheet template

Group Worksheet 2 - Design (PPT Only - Max 10 MB) *
Max size: 10MB
Choose File
Download worksheet template

Twinning Owl
Authorized National School Service Partner
M : 9818322204 / 7428200332
E : hcljigsaw@twinningowl.com

After both the project worksheets are prepared, any one team member can upload, both group worksheets.

Note : Remember, Only one team member has to upload both the worksheets as ppt or pdf, on behalf of the team

The screenshot shows the 'Students Dashboard' for 'Jigsaw 7.0'. The dashboard includes a sidebar with navigation options: My Profile, Team, Team chat, Timeline (selected), and Calendar. The main content area is titled 'Team Worksheet' and shows a progress indicator of 0% (0/4). Below this, there are two sections for uploading worksheets: 'Group Worksheet 1 - Ideate (PPT Only - Max 10 MB)' and 'Group Worksheet 2 - Design (PPT Only - Max 10 MB)'. The first section has a 'Download worksheet template' button and a file upload area containing 'WS2_Group_Ideate_theme1_9.pptx' (0.06 MB, Ready to submit). The second section has a 'Download worksheet template' button and a 'Choose File' button. A red error message states: 'Group Worksheet 2 - Design (PPT Only - Max 10 MB) is required'. At the bottom, there is a large blue 'Submit Worksheet' button.

Twinning Owl
Authorized National School Service Partner
M : 9818322204 / 7428200332
E : hcljigsaw@twinningowl.com

Once, one member has uploaded the group worksheets, all other 03 members will login to their dashboard and approve, the submissions.

Once all 04 members have approved, Project 1 is completed successfully

The screenshot displays the 'Students Dashboard' for 'HCL JIGSAW'. The user is logged in as 'Neeraj C User'. The dashboard features a sidebar with navigation options: My Profile, Team, Team chat, Timeline (selected), and Calendar. The main content area is titled 'Jigsaw 7.0' and includes a progress indicator showing 0% completion (0/4). Below this, there is a 'Team Worksheet' section with a 'Submitted' status. The worksheet description states: 'This worksheet is designed to capture the team's contributions. Any one of the team member can make this submission. Other Team Members need to approve. If the other team member wants to change the file, they can upload a new file and the same has to be approved by all the members of the team.' Underneath, there are instructions on 'HOW TO MAKE SUBMISSION' with two steps: Step 1 (Download the Group Worksheet template) and Step 2 (Read and understand the questions). The right-hand side of the dashboard shows a list of submitted worksheets under the 'Worksheet' tab. Two 'Group Worksheet' entries are visible, both titled 'Group Worksheet 1 - Ideate (PPT Only - Max 10 MB)' and 'Group Worksheet 2 - Design (PPT Only - Max 10 MB)'. Each entry shows a file named 'WS2_Group_Ideate_theme1_9.pptx' (0.06 MB) uploaded by 'Neeraj D'. At the bottom, the 'Team Approval Status' section shows that all four team members (Neeraj D, Neeraj A, Neeraj C (you), and Neeraj B) have approved the submission, indicated by green checkmarks and the 'All Approved' status.

Twinning Owl
Authorized National School Service Partner
M : 9818322204 / 7428200332
E : hcljigsaw@twinningowl.com

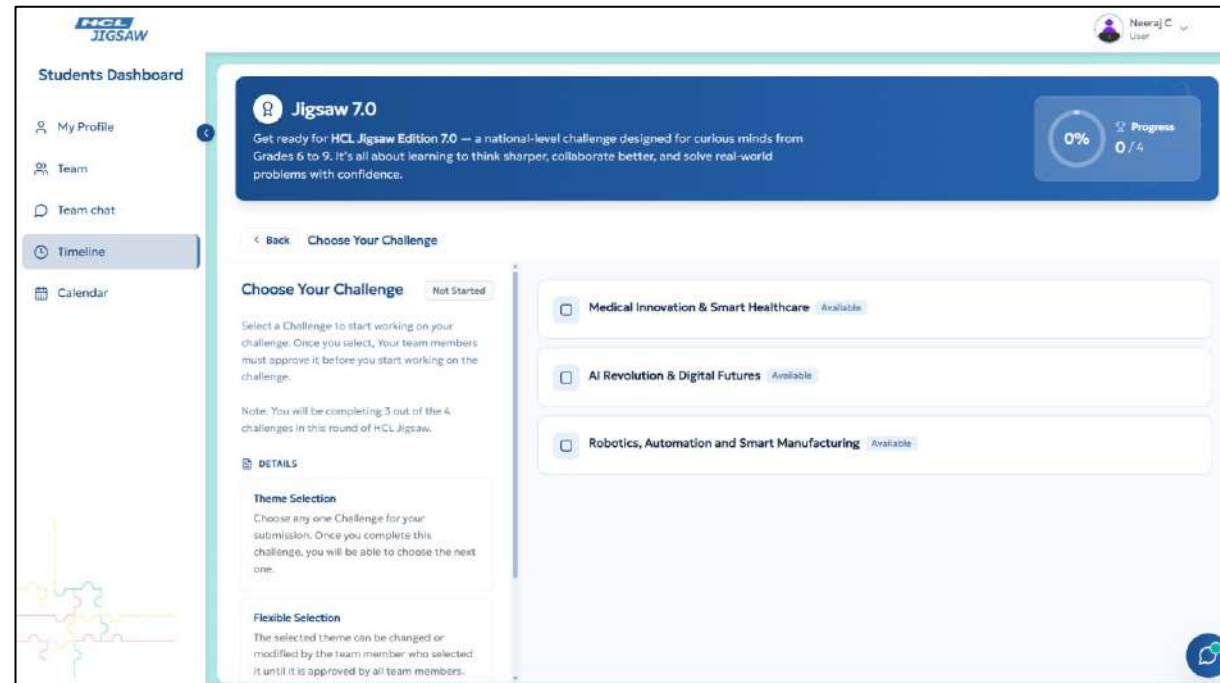
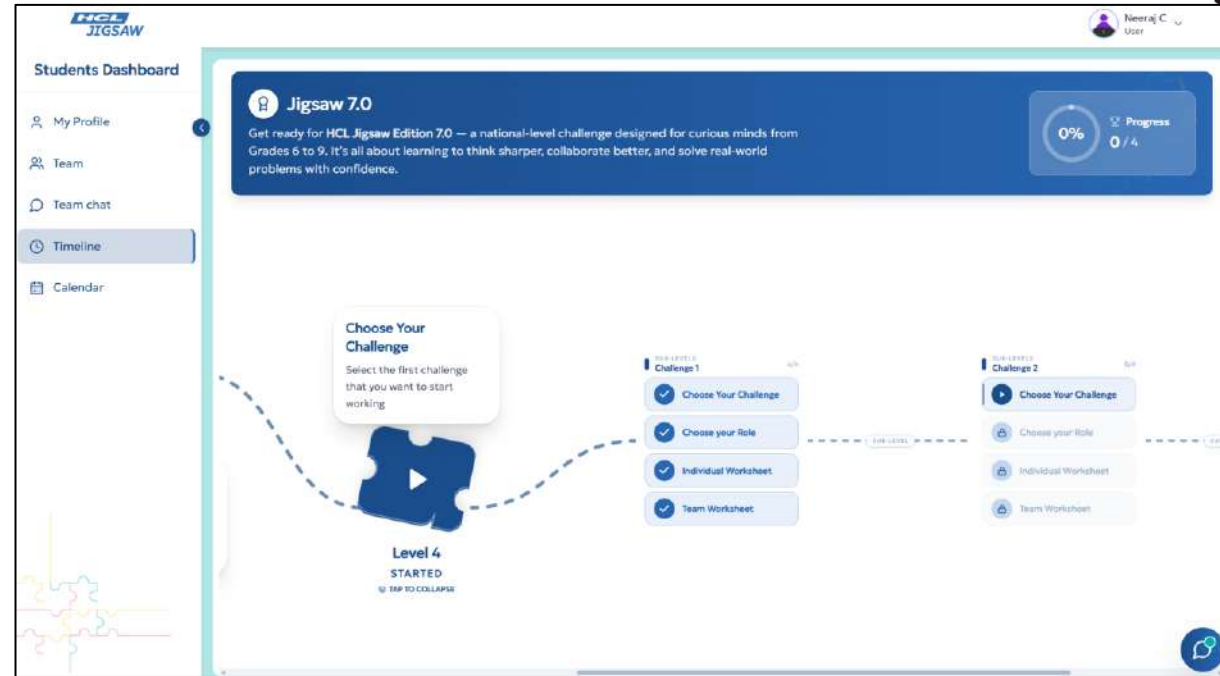
Follow the same steps to complete Challenge 2 and Challenge 3

Choose your challenge

Choose your role

Complete Individual Worksheet and submit

Complete the 02 group worksheets and submit



Twinning Owl
Authorized National School Service Partner
M : 9818322204 / 7428200332
E : hcljigsaw@twinningowl.com

Round 1 is considered completed, when the team has successfully submitted all 03 projects

Result of Round 1 will be published in first week of Sep.

You will see the result in your student dashboard

Qualified teams will proceed for Round 2.

Instructions of Round 2, will be shared separately

All The Best

Twinning Owl

Authorized National School Service Partner

M : 9818322204 / 7428200332

E : hcljigsaw@twinningowl.com